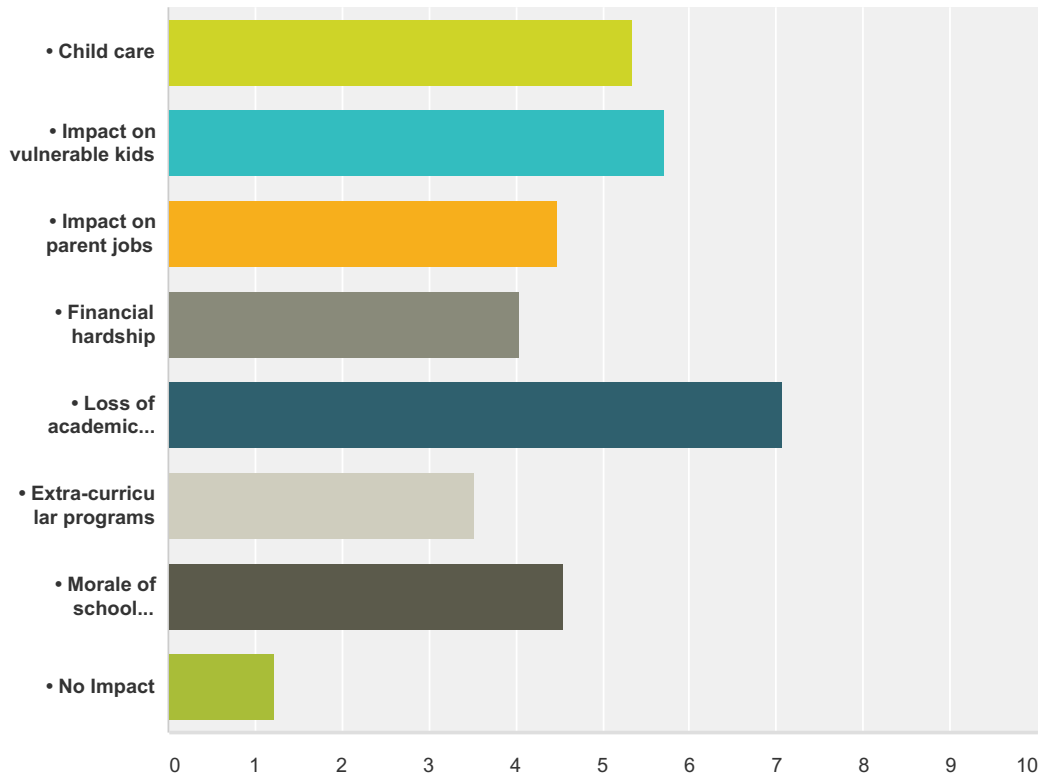


**What has been the biggest impact of job action on the parents and families in your school community, to the best of your understanding? Please rank in order of importance - 1 being the biggest impact and 8 being least important**

Answered: 372 Skipped: 3



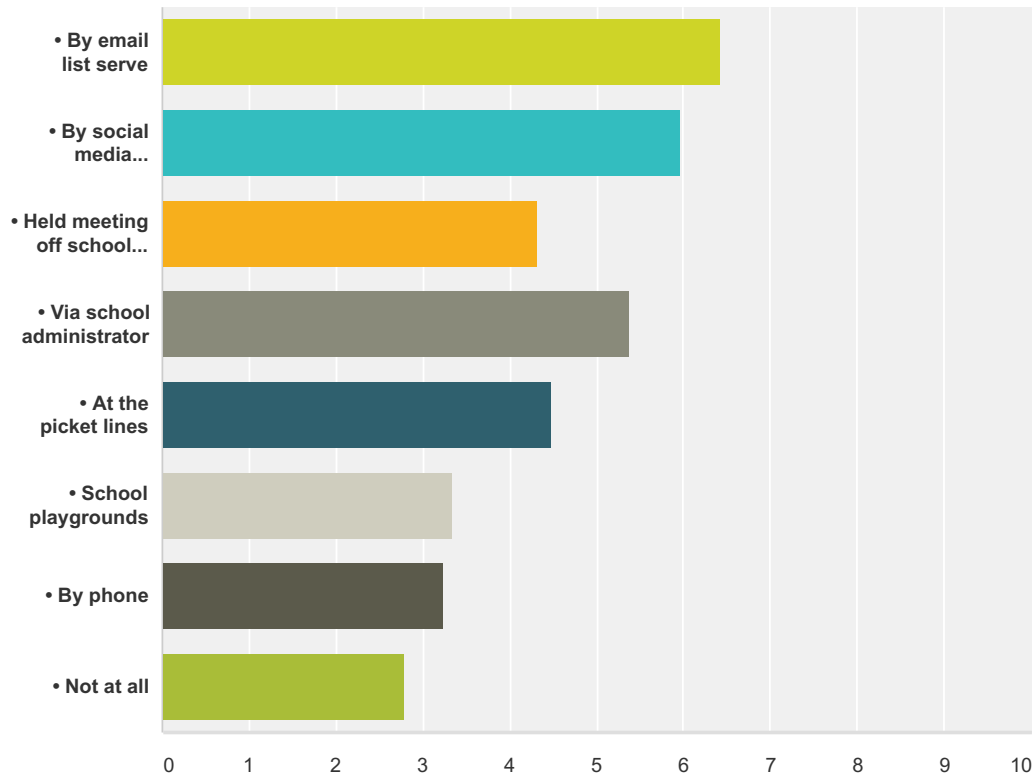
	1	2	3	4	5	6	7	8	Total	Average Ranking
• Child care	11.83% 44	22.31% 83	16.40% 61	18.82% 70	12.90% 48	6.99% 26	8.87% 33	1.88% 7	372	5.35
• Impact on vulnerable kids	15.59% 58	22.31% 83	21.24% 79	15.86% 59	14.78% 55	6.18% 23	3.49% 13	0.54% 2	372	5.73
• Impact on parent jobs	2.96% 11	7.53% 28	13.17% 49	23.66% 88	23.39% 87	22.85% 85	5.38% 20	1.08% 4	372	4.48
• Financial hardship	2.42% 9	8.33% 31	10.75% 40	11.83% 44	25.00% 93	20.16% 75	20.70% 77	0.81% 3	372	4.04
• Loss of academic instruction	59.95% 223	16.40% 61	8.87% 33	6.45% 24	4.57% 17	2.96% 11	0.27% 1	0.54% 2	372	7.08
• Extra-curricular programs	0.00% 0	6.45% 24	11.29% 42	9.41% 35	9.95% 37	27.42% 102	34.41% 128	1.08% 4	372	3.52
• Morale of school community	5.91% 22	15.86% 59	18.01% 67	13.17% 49	8.60% 32	12.63% 47	25.27% 94	0.54% 2	372	4.56

## Current Labour Dispute Fall 2014

• No Impact	1.34%	0.81%	0.27%	0.81%	0.81%	0.81%	1.61%	93.55%	372	1.24
	5	3	1	3	3	3	6	348		

### How have you been in contact with your school community during this crisis? Please rank in order of frequency - 1 being most often and 8 being least often

Answered: 369 Skipped: 6



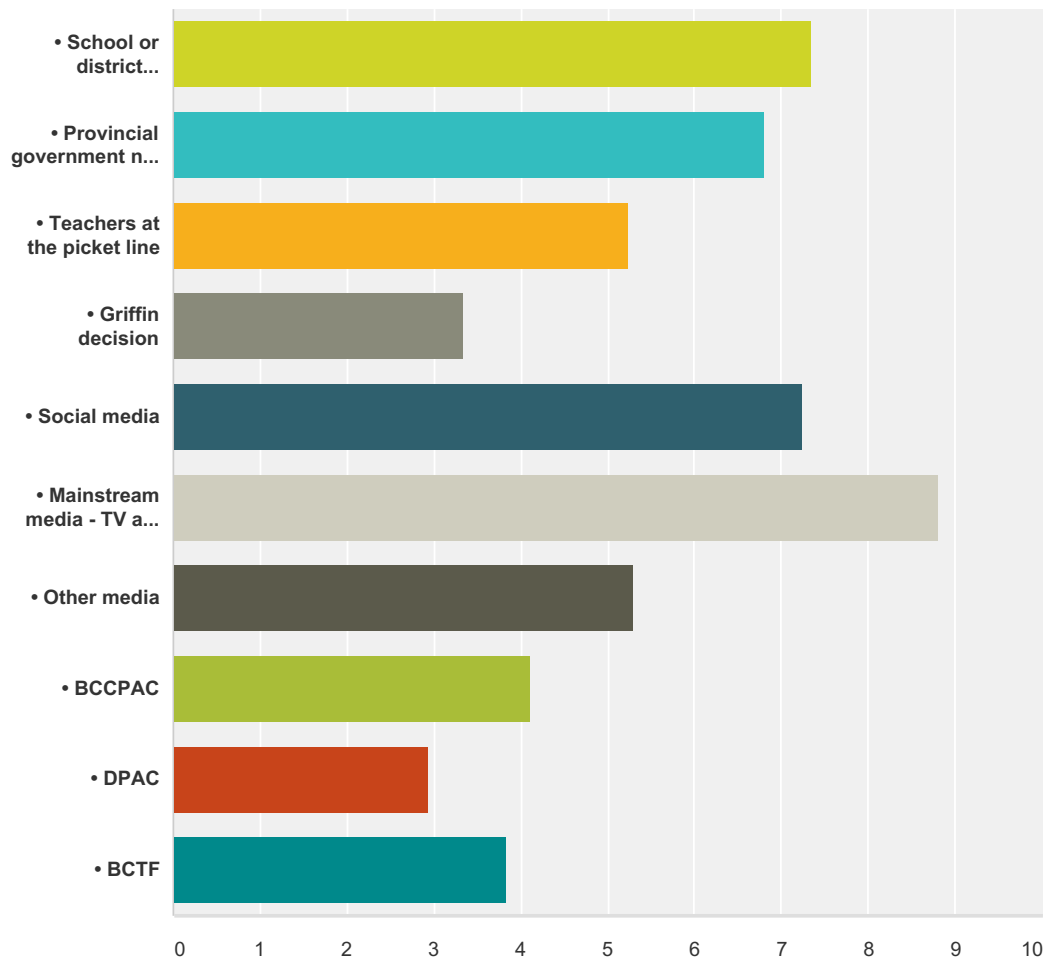
	1	2	3	4	5	6	7	8	Total	Average Ranking
• By email list serve	32.52% 120	28.46% 105	15.99% 59	10.30% 38	5.15% 19	3.79% 14	1.63% 6	2.17% 8	369	6.44
• By social media (Facebook, twitter, what sap, etc)	24.93% 92	21.95% 81	22.22% 82	11.65% 43	7.86% 29	3.79% 14	2.98% 11	4.61% 17	369	5.98
• Held meeting off school property	2.17% 8	10.30% 38	15.72% 58	21.14% 78	17.89% 66	12.74% 47	14.09% 52	5.96% 22	369	4.33
• Via school administrator	14.91% 55	17.34% 64	17.34% 64	17.07% 63	17.34% 64	9.21% 34	4.34% 16	2.44% 9	369	5.38
• At the picket lines	8.67% 32	10.03% 37	12.20% 45	13.82% 51	18.97% 70	22.22% 82	10.03% 37	4.07% 15	369	4.49

## Current Labour Dispute Fall 2014

• School playgrounds	2.44% 9	1.36% 5	4.07% 15	12.47% 46	16.53% 61	29.81% 110	30.08% 111	3.25% 12	369	3.35
• By phone	3.79% 14	4.07% 15	7.86% 29	9.49% 35	13.28% 49	13.82% 51	28.73% 106	18.97% 70	369	3.24
• Not at all	10.57% 39	6.50% 24	4.61% 17	4.07% 15	2.98% 11	4.61% 17	8.13% 30	58.54% 216	369	2.79

### What has been your biggest source of information on the job action? Please rank in order of importance - 1 being most important and 10 being least important

Answered: 335 Skipped: 40



	1	2	3	4	5	6	7	8	9	10	Total	Average Ranking

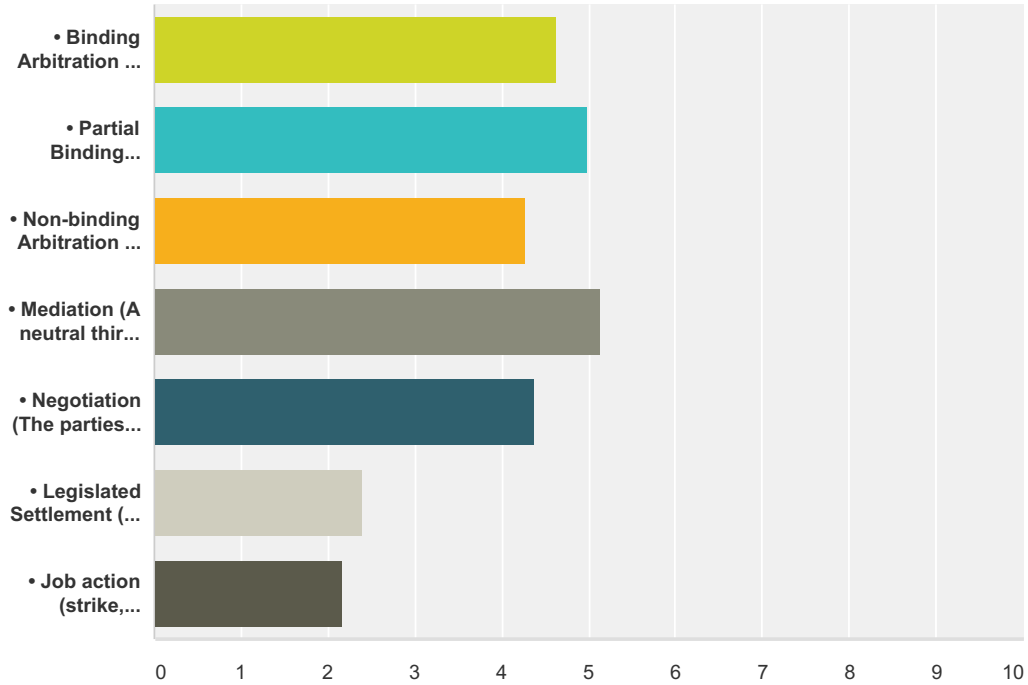
## Current Labour Dispute Fall 2014

• School or district administration	<b>14.63%</b> 49	<b>20.60%</b> 69	<b>19.40%</b> 65	<b>16.72%</b> 56	<b>11.04%</b> 37	<b>6.27%</b> 21	<b>3.88%</b> 13	<b>4.18%</b> 14	<b>1.79%</b> 6	<b>1.49%</b> 5	335	7.35
• Provincial government news releases and website	<b>5.97%</b> 20	<b>15.52%</b> 52	<b>24.18%</b> 81	<b>19.10%</b> 64	<b>10.75%</b> 36	<b>10.45%</b> 35	<b>5.07%</b> 17	<b>2.39%</b> 8	<b>3.28%</b> 11	<b>3.28%</b> 11	335	6.81
• Teachers at the picket line	<b>2.09%</b> 7	<b>5.37%</b> 18	<b>9.85%</b> 33	<b>17.61%</b> 59	<b>16.12%</b> 54	<b>12.84%</b> 43	<b>11.04%</b> 37	<b>6.87%</b> 23	<b>9.25%</b> 31	<b>8.96%</b> 30	335	5.24
• Griffin decision	<b>0.60%</b> 2	<b>0.30%</b> 1	<b>0.90%</b> 3	<b>5.07%</b> 17	<b>12.24%</b> 41	<b>12.24%</b> 41	<b>14.63%</b> 49	<b>11.94%</b> 40	<b>12.84%</b> 43	<b>29.25%</b> 98	335	3.35
• Social media	<b>22.09%</b> 74	<b>21.79%</b> 73	<b>9.25%</b> 31	<b>7.76%</b> 26	<b>10.15%</b> 34	<b>13.73%</b> 46	<b>8.66%</b> 29	<b>2.69%</b> 9	<b>2.69%</b> 9	<b>1.19%</b> 4	335	7.24
• Mainstream media - TV and newspapers	<b>49.85%</b> 167	<b>21.49%</b> 72	<b>12.24%</b> 41	<b>5.07%</b> 17	<b>2.99%</b> 10	<b>5.37%</b> 18	<b>1.79%</b> 6	<b>1.19%</b> 4	<b>0.00%</b> 0	<b>0.00%</b> 0	335	8.81
• Other media	<b>2.99%</b> 10	<b>7.16%</b> 24	<b>13.13%</b> 44	<b>9.55%</b> 32	<b>11.04%</b> 37	<b>10.15%</b> 34	<b>23.58%</b> 79	<b>12.84%</b> 43	<b>4.78%</b> 16	<b>4.78%</b> 16	335	5.30
• BCCPAC	<b>0.60%</b> 2	<b>3.28%</b> 11	<b>3.88%</b> 13	<b>7.46%</b> 25	<b>7.76%</b> 26	<b>12.24%</b> 41	<b>14.93%</b> 50	<b>31.04%</b> 104	<b>13.43%</b> 45	<b>5.37%</b> 18	335	4.12
• DPAC	<b>0.00%</b> 0	<b>1.49%</b> 5	<b>0.90%</b> 3	<b>2.99%</b> 10	<b>5.37%</b> 18	<b>7.76%</b> 26	<b>8.96%</b> 30	<b>16.12%</b> 54	<b>41.19%</b> 138	<b>15.22%</b> 51	335	2.94
• BCTF	<b>1.19%</b> 4	<b>2.99%</b> 10	<b>6.27%</b> 21	<b>8.66%</b> 29	<b>12.54%</b> 42	<b>8.96%</b> 30	<b>7.46%</b> 25	<b>10.75%</b> 36	<b>10.75%</b> 36	<b>30.45%</b> 102	335	3.84

**Which option do you support to bring an end to the labour dispute: Please rank in order of importance - 1 being most important and 7 being least important**

Answered: 336 Skipped: 39

## Current Labour Dispute Fall 2014



	1	2	3	4	5	6	7	Total	Average Ranking
• Binding Arbitration (A neutral third party decides all issues and imposes a settlement on the parties including class size and composition issues)	21.13% 71	19.35% 65	16.67% 56	10.42% 35	14.58% 49	12.80% 43	5.06% 17	336	4.63
• Partial Binding Arbitration (A neutral third party decides and imposes a settlement on issues excluding Class Size and Composition issues. This is the BCTF proposal)	24.11% 81	24.40% 82	13.99% 47	15.77% 53	10.71% 36	8.04% 27	2.98% 10	336	4.99
• Non-binding Arbitration (A neutral third party makes public recommendations as to what they believe the settlement should be, but it's not binding)	5.65% 19	9.82% 33	32.74% 110	22.92% 77	18.45% 62	8.04% 27	2.38% 8	336	4.28
• Mediation (A neutral third party helps the parties to a settlement, but does not report out or make public recommendations as to a settlement)	20.54% 69	25.89% 87	15.77% 53	25.89% 87	8.33% 28	3.57% 12	0.00% 0	336	5.14
• Negotiation (The parties work out a settlement between themselves without outside help)	20.54% 69	14.58% 49	6.55% 22	11.61% 39	34.82% 117	11.01% 37	0.89% 3	336	4.38
• Legislated Settlement (The government imposes a settlement on the parties)	3.87% 13	2.68% 9	8.04% 27	8.04% 27	5.06% 17	38.10% 128	34.23% 115	336	2.41
• Job action (strike, lockout etc) until this is settled	4.17% 14	3.27% 11	6.25% 21	5.36% 18	8.04% 27	18.45% 62	54.46% 183	336	2.17